

# Wisconsin Entomological Society Newsletter

Volume 29, Number 2

June 2001



## NATURE'S RECYCLING MACHINE... The Black Pine Sawyer Beetle

by Roy Lukes

**M**ore and more as I see the countryside being parceled off into building lots, as one woods after another is "checkerboarded" out of its original biological functions, I think of the word *refugium*, pronounced re-FEW-jee-um (plural is refugia), meaning, "an area of relatively unaltered climate that is inhabited by plants and animals during a period of continental climatic change (as a glaciation) and remains as a center of relic forms from which a new dispersion and speciation may take place after climatic readjustment."

The concept of refugia came alive for me during the time I worked at the Ridges Sanctuary in Bailey's Harbor and also spent much time at the neighboring Toft Point Natural Area, both relatively pristine, unaltered areas containing some old-growth forests. Here exist some plants and animals that simply don't show up in any other regional environments. Why?

The older forests harbor plants and

animals that absolutely require large trees in order to create micro environments that sustain specialized communities that include, for example, ferns, bacteria, decomposers, consumers, etc. Fallen trees at various stages of decay lie undisturbed upon the ground providing countless important niches that are vital for the survival of salamanders, centipedes, beetles, mosses, lichens and thousands of other sensitive organisms. Here exist innumerable so-called "webs" whereby plants and animals, small to large, depend upon

one another for survival.

When development in a woods occurs many trees are cut down, the edges of the woods are removed and "tidied up", and the climate there suddenly warms up. The fallen logs upon the ground are either removed or, if left, become too exposed to the heat and dry out, creating unsuitable conditions for this community of decomposers. One by one, many of the former creatures that survived there disappear. Many species of birds fail to return to nest there.

One species of beetle I occasionally saw at Toft Point and



Black Pine Sawyer Beetle (*Monochamus scutellatus*)

Photo: Roy Lukes

the Ridges was the Black Pine Sawyer Beetle, better known as one of the long-horned beetles. This amazing insect, far from really being a forest pest, generally attacks dead and dying mature trees. With there being so few remaining mature pines in eastern Wisconsin it stands to reason that this large beetle is seldom seen.

It is really a black beetle about one and a quarter inches long that appears bronzy due to tiny brown and gray hairs covering much of its exoskeleton. Look closely and you will see a  
*Please see, Sawyer, Page 2*

The Wisconsin Entomological Society Newsletter is published three times a year, at irregular intervals. It is provided to encourage and facilitate the exchange of information by the membership, and to keep the members informed of the activities of the organization. Members are strongly encouraged to contribute items for inclusion in the newsletter. Please send all news items, notes, new or interesting insect records, season summaries, and research requests to the editor:

Janice Stiefel, 2125 Grove Road, Bailey's Harbor, WI 54202, e-mail: jstiefel@itol.com

NOTE: Please report any address changes to Les Ferge, 7119 Hubbard Ave., Middleton, WI 53562. e-mail: ferge@chorus.net



**Sawyer, from Page 1**

little protruding pointed horn or spine on each side of its thorax (body segment behind the head) approximately even with its front legs. These are characteristic of the sawyer beetles.

Their habitat includes the coniferous forests of eastern North America and they are fairly common wherever pines grow naturally in this country. They're called sawyer beetles because initially the female "saws" or cuts deeply into the tree bark laying from one to six eggs in each slit. The larvae that hatch eat the wood of the pine while the adults gnaw on the bark of small twigs. They are not considered as serious pests in the pine woods.

A striking feature of the large dangerous-appearing insect are its long graceful antennae. These are about four inches long on males and somewhat shorter on the females. I don't know if any scientist has ever bothered to determine the various uses of the antennae of this sawyer beetle, but they might possibly function in several ways. Surely their length may help the beetle to maintain its balance as well as determine its direction of travel.

Much study has centered around insects' use of antennae for taste, smell, hearing and even for determining humidity and moisture. Some male moths have been found to be able to detect a female by her scent from up to a mile or more away, obviously upwind.

Generally insects with poor eyesight tend to have larger antennae while those with excellent eyesight, such as dragonflies, have smaller antennae. What complex sensory organs they are. Some species of moths can actually detect the supersonic squeaks of bats up to 100 feet away and thereby avoid being captured and eaten.

Scientists have found that an antennae is like a miniature cable with scores of microscopically small nerve fibers coming out of the front of the head. These are known to lead directly to tiny supersensitive depressions, plates, and various points, terminals containing fluids comparable to human brain fluid. The antenna is segmented allowing it


to move freely. While there are no muscles within an antenna, a ball and socket-like joint is controlled by a powerful muscle at the base.

How important are refugia for plants and animals in light of our country's growing population and development continuing at frightening paces? Ask the long-horned beetles. They'll tell you! Come to think of it, do you suppose their wonderful antennae are tuned in to the daily actions of Homo sapiens? ☞ © 2001 Roy Lukes

Roy is a member of WES and a naturalist par excellence. He has been writing weekly nature columns for over 30 years and has also written six books on a vast variety of subjects pertaining to the natural world. Roy can be reached at Nature-Wise, P. O. Box 105, Egg Harbor, WI 54209, (920) 823-2478

E-mail: lukes@dcwis.com

**BUG BYTES...**



*Backyard and field observations, plus information of interest*

**WES member, Charles Behnke, of Milwaukee, shares the following comments...**

Continue to enjoy the emphasis on field work, especially behavior, under your editorship ...Back to the June 2000 newsletter, in your piece on Hooktip moths. I was struck by your remark that 1<sup>st</sup> instar larvae gathered together overnight from wide dispersal, and your opinion that "one of them had to be a leader." I would opine that it might be more appropriate to look at this behavior as typical of a smoothly functioning integrated anarchy with no need for a unique leader. Perhaps with some similarity to wolfpacks, which although as a rule having an alpha male and female in leadership roles, often the packs behavior exhibits simple well-integrated cooperation (e.g. in hunting) where any "leadership" would be superfluous if not detrimental. ☞

*Thanks, Charlie! I have a tendency to look at insects from the human side, forgetting that there is probably a scientific theory. JS*

**2001 Dues Notice!**

A collection envelope is enclosed with this newsletter, for the convenience of members who haven't paid their dues for 2001. No envelope is provided if you are paid-up for 2001 or beyond. Please check the address label on this newsletter for your current dues status. Send check to our treasurer, Tom Rocheleau, 3100 Buena Vista St., Madison, WI 53704. Also appearing after your name will be your membership category:

- Individual . . . . . \$5.00 per year
- Family . . . . . \$10.00 per year
- Sustaining . . . . . \$15.00 per year
- Patron . . . . . \$25.00 per year

Be sure to notify us of any address changes when you send in your check or you may notify Les Ferge, 7119 Hubbard Ave. Middleton, WI 53562. ☞

**Editor's Note:**

On Thursday, May 17, I received a phone call reporting hundreds of dead butterflies along the Ridges Beach in Bailey's Harbor. My husband and I took a drive to the site and walked the beach. It was obvious that the seagulls had beaten us and that they had a delectable feast. There were bits and pieces of hundreds of American Painted Lady and some Red Admiral wings scattered up and down the beach. One Lady was still alive, but wingless. It was a Lepidopteran holocaust and only a few people were aware of the tragedy. Heavy rains hit our area on Mon. and Tues. night of that week; perhaps the butterflies were engulfed in one of those storms.

As of this writing, May 22, and according to all my contacts, the American Painted Lady Butterflies have been very abundant everywhere in the state. My observations in Door County indicate that there will not be enough food plants for the larvae. Their preferred food choice (Pearly Everlastings) are still very tiny, having only emerged in the last few days. Close examination with a hand lens, reveals hundreds of eggs peppered on all the emerging plants. ☞



# SUMMER 2001 INSECT FIELD TRIPS BY THE MADISON AUDUBON SOCIETY

(NOTE: These are not collecting trips)

## Sunday, July 1 BUTTERFLIES OF CHEROKEE MARSH

Dane Co.—10:00 A.M. to Noon.

On this morning trip we'll observe and learn about butterflies, those small but exquisitely beautiful creatures that dance about our ankles in summer. Ann Swengel will lead this two hour hike at Cherokee Marsh on the northeast side of Madison. We will observe a variety of butterflies as they take nectar from wildflowers, and learn about their identification, behavior and lifestyle. Ann is a widely known butterfly researcher, photographer and author of numerous articles on butterflies. She is a vice president of the North American Butterfly Association.

Bring binoculars if you have them (close-focusing ones work best) or just get close! It's best to wear long pants and a hat for protection from the sun.

**DIRECTIONS** Meet at 10:00 A.M. On the north side of Madison take Northport Drive (Highway 113) then turn north on Sherman Ave. Meet at the Cherokee Marsh parking lot at the north end of Sherman Ave. The trip will last until noon. Call Ann only if you have a question about the trip, at (608) 356-9543 (Baraboo).

## Saturday, July 7 MADISON BUTTERFLY COUNT

Dane Co.—9:00 A.M. to Noon.

Our 11th annual count. Mark this hike and census on your calendar! Each year within a few weeks of the Fourth of July, butterfly enthusiasts all over North America participate in a census of butterfly species. Each count is conducted at several sites within a 15 mile diameter circle and the same circle is surveyed each year. These censuses help to monitor the health of our butterfly populations and the results of all North American counts are published in an annual report. Last year a total of 421 counts were conducted across North

America, 13 of them in Wisconsin. On the Madison census 12 people in 3 groups counted for a combined total of 14.6 hours and found 309 butterflies of 34 species. This year's group will have an enjoyable time finding, observing and counting butterflies. Counters are needed. The leader will provide identification expertise. If you can identify butterflies, or can help spot butterflies, or just want to see and learn about butterflies, join us on this count. Observe with eye or close-focusing binoculars. Dress for protection from the heat and sun; a hat is recommended. Bring a lunch as the trip will last until noon. (Anyone who wants to continue counting in the afternoon at another site can do so.)

The organizer (North American Butterfly Association) requires a \$3.00 fee from each count participant (similar to Christmas Bird Count) to cover administrative and publishing costs.

Meet in the parking lot at the McKay Center in the UW Arboretum at 9:00 A.M. on Saturday, July 7. We will count until noon.

**DIRECTIONS:** Heading west on the Beltline (Hwy 12), take the Seminole Highway exit and go north. After several blocks you will see the sign at the Arboretum entrance. Turn right into the Arboretum and continue until the road ends at the McKay Nature Center parking lot.

Call the leader, Karl Legler, at (608) 643-4926 (Sauk City) only if you have a question about the butterfly count or if you would like to count at your own favorite site.


## Saturday, July 14 DRAGONFLIES & BUTTERFLIES OF ROCKY RUN (WEST)

Columbia Co.—9:00 A.M. to Noon

We will travel to the west section of Rocky Run Creek in Columbia County for a 2 hour walk along wetland, old field, and woodland edge, focusing on those big and

beautiful "macro-insects": dragonflies and butterflies. Together they total 264 species in Wisconsin. Interest in butterflies and butterfly-watching has grown considerably over the past decade with a national organization (NABA), an excellent comprehensive field guide (*Butterflies Through Binoculars*), and today's advanced optics. On the other hand, dragonflies have, until recently, been the most neglected of nature's beauties. We will give both of them the attention and respect they deserve and learn about the identification, biology, behavior, beauty, and life-style of the various species we encounter.

Bring binoculars if you have them (close-focusing ones work best) or just get close! It's best to wear long pants and a hat for protection from the sun.



Leaders will be dragonfly and butterfly enthusiasts, Karl Legler and Dave Fallow. (Legler has produced a color photographic

guide to *Common Dragonflies of Wisconsin*.) Dress for protection from the heat and sun—a hat is recommended.

**DIRECTIONS:** We will carpool and leave at 9:00 A.M. from the middle of the parking lot at Cub Foods on the east side of Madison. From the intersection of Highways 30 and 51 (Stoughton Rd.) go north on 51 and take the first right turn which leads to Nakoosa Trail and Cub Foods.

(Or meet at 9:30 A.M. at the west side Rocky Run Creek parking lot. From Madison go north on Highway 51. Nearly 4 miles north of Poynette turn right onto Morse Road and go east for about ¾ mile. There is a small parking lot on the north side of the road.) If you have any questions about this trip, call Karl Legler at (608) 643-4926 (Sauk City). ☺



**Officers of the  
Wisconsin  
Entomological  
Society**

**President: Phil Pellitteri**

Dept. of Entomology  
1630 Linden Dr.  
Madison, WI 53706  
[pellitte@entomology.wisc.edu](mailto:pellitte@entomology.wisc.edu)

**Vice-President: Gene Drecktrah**

Biology Dept.  
UW-Oshkosh  
Oshkosh, WI 54901  
[drecktra@uwosh.edu](mailto:drecktra@uwosh.edu)

**Secretary: Les Ferge**

7119 Hubbard Ave.  
Middleton, WI 53562-3231  
[ferge@chorus.net](mailto:ferge@chorus.net)

**Treasurer: Tom Rocheleau**

3100 Buena Vista St.  
Madison, WI 53704

**Newsletter Editor: Janice Stiefel**

2125 Grove Rd.  
Bailey's Harbor, WI 54202  
(920) 839-9796; [jstiefel@itol.com](mailto:jstiefel@itol.com)



University of Wisconsin  
Entomology Dept.  
<http://www.entomology.wisc.edu/>

**Topics:**

- Academic & Dept. Programs
- Employment/Training Opportunities
- Graduate Program Information
- Insect Ambassadors
- Insect Diagnostic Lab
- Insect Research Collection
- Links for Entomologists
- Library

University of Wisconsin  
Herbarium—Wisc. Vascular Plants  
<http://wiscinfo.doit.wisc.edu/herbarium/index.html>

**Topics:**

- Plant Checklist/Names
- Atlas of Wisconsin
- Key to Conifers
- Wisconsin Botany Links

The 27<sup>th</sup> Annual NABA 4<sup>th</sup> of July Butterfly Count 2001 will be held this summer. These counts are fun-filled but also track the butterfly populations of North America. Volunteers select a count area with a 15-mile diameter and conduct a one-day census of all butterflies sighted within that circle. These counts are usually held in the few weeks before or after the 4<sup>th</sup> of July.



**THE NABA  
4<sup>TH</sup> OF July  
Butterfly Count  
2001**

The North American Butterfly Association (NABA) organizes the counts and publishes their annual reports. These reports provide important information about the geographical distributions and population sizes of the species counted. Comparisons of the results over the years monitor changes in butterfly populations and reveal effects of weather and habitat change on the different species. In some years the butterfly count shows dramatic changes in butterfly populations, while other

years indicate little fluctuation in butterfly numbers. Either way, the butterfly counters are always curious about what next year's results will be!

No matter how much or how little butterfly watching you've done, the results of butterfly counting can be surprising and interesting. If a count already

exists in your area, please join them for a day of fascinating butterfly counting. If there is no count in your area, you may start your own if you know how to identify the butterflies. Otherwise, inspire a nature center or butterfly club to start one for you.

For more information on the count program, counts in your area, how to conduct a count, and NABA, please consult NABA's website at [www.naba.org](http://www.naba.org), or send a self-addressed, stamped business envelope to:

NABA —Butterfly Count  
4 Delaware Road  
Morristown, NY 07960 USA

*Caterpillars of Eastern Forests* can be viewed on-line at the Northern Prairie Wildlife Research Center at: <http://www.npwrc.usgs.gov/resource/2000/cateast/cateast.htm> It contains 245 species found east of the 100<sup>th</sup> meridian.

A hard copy can be obtained from the Government Printing Office: [http://www.access.gpo.gov/su\\_docs/](http://www.access.gpo.gov/su_docs/) Click on on-line bookstore, type the title in the box and then click on Secure Order. Finally, click on Finalize Order, and fill out the required information, including credit card number. Cost is \$15. If you don't like computers, try calling the GPO at (202) 512-1800.

*Moths of N.A.* by Paul A. Opler <http://www.npwrc.usgs.gov/resource/distr/lepid/moths/mothsusa.htm>

**Topics:**

- Photo Thumbnails, IDs, etc.
- Distribution Maps
- East of the Great Plains
- Common Butterfly/Moth Questions

North American Butterfly Assoc. <http://www.naba.org/sightings.html>

**Topics:**

- Recent Butterfly Sightings and much more

Butterfly Species Identification Guide <http://www.butterflyhouse.org/species/flight.html>

# Red Admiral Outbreak!

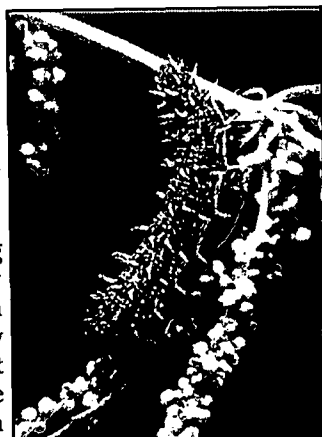
by Ann Swengel

A fun part of keeping track of butterfly observations is the big variation among years in how much of which species are found when and where. Every so often, a butterfly that is usually a regular but low key species in Wisconsin becomes the most abundant butterfly seen. Even people who take no more than the most casual notice of butterflies will comment on these abundant butterflies to me.

Such an outbreak year is underway for the Red Admiral. In most years, I expect to see Red Admirals as a regular but thinly spread and intermittently noticed species across the state. However, starting on April 24th this year, my husband, Scott, and I have seen Red Admirals quite frequently—like you, I'm sure. The last year we had an outbreak of Red Admirals in Wisconsin was in 1990. Scott and I saw this invasion brewing in Illinois in late April just before it spread northward into Wisconsin. This butterfly is well known for its migratory tendencies in both North America and Europe. But the butterfly books haven't seemed clear to me about where the line is between residential and migratory range in the U.S. Perhaps this varies a great deal, not just among winters (mild vs. harsh ones), but also among individuals in their sensitivity to a given winter. While it's easy to assume that migration is the cause of the huge increase in numbers in outbreak years, it's not so easy to



Red Admiral (closed position)  
Photo: Ann Swengel



Red Admiral Larva  
Photo: Janice Stiefel



Red Admiral (*Vanessa atalanta*)

Photo: Ann Swengel

steady but fluctuating presence in the state, or are all Red Admirals migrant visitors to our state that vary tremendously in numbers from year to year? At any rate, in 1990, breeding by these invaders was also obvious—not just from larval reports in nettle patches but also from the pulses of freshly emerged individuals at appropriate intervals through the summer. I'm assuming we're in for the same this year, too.

Butterfly recording (writing down field observations) is especially useful for noticing the lack of a butterfly. It's not hard for anyone to notice Red Admirals this year, when they're abundant, but it's not so easy to be aware of what you're not seeing. Besides the occasional boom years, and the typical "regular" years, Red Admirals also have occasional bust years. In all of 1996, we recorded only one individual once in Wisconsin (on July 2). A relative of the Red Admiral is the American Lady (also called American Painted Lady), which have also seemed unusually abundant

this year. Its very similar cousin, the Painted Lady, is the one famous for periodic outbreak years. The last major influx of Painted Ladies into Wisconsin was in 1992, when a massive continental invasion of Painted Ladies hit our state in early May. They were even streaming northward through our small urban yard. Mixed into these "flocks" were a fair number of American Ladies. In most years, American Ladies turn up in dependable locations at consistent seasonal timings. But this year (2001), American Ladies also seem to be almost anywhere. The actual migratory behavior has mostly not been apparent to me this year.

Red Admirals and American Ladies are flying around, or resting, or feeding on flower nectar, or laying eggs, but not seeming to be streaming by in a specific directional flight. However, my husband, Scott, did note Red Admirals consistently flying northeast one day this spring. On a vacation to Washington state in September 1996, we noted Red Admirals seeming to be migrating south right along the Pacific Coast. So this year, we may get to see not just the evidence of great influx into our state, or even the actual migration northward across it, but also an evacuation of the same species (several generations removed from the current butterflies) late in summer. ☺

Ann is vice-president of the North American Butterfly Association (NABA) and a member of WES. She and her husband, Scott, enthusiastically survey butterflies and have published a number of scientific papers on their observations.



# BUTTERFLY COUNT...2000

The 26<sup>th</sup> Annual NABA Butterfly Count was held in the summer of 2000 and sponsored by the North American Butterfly Assoc. (NABA). Participants in the count conducted a one-day census of all butterflies observed at sites within their count area, a 15-mile diameter circle.

In 2000, 421 butterfly counts were held, including three counts (so far) received after deadline to be published in next year's report. The strong annual growth in number of counts in the 1990s continued this year, with a 7% increase over the 395 counts in 1999 (including ten being published in the 2000 report).

The 345 counts in the U.S. in 2000 (325 in 1999) occurred in 44 states (counting DC as a state). Since 1996, the number of states with counts has consistently hovered at 44-45. Who was missing in 2000? Alabama, Hawaii, Nevada, New Hampshire, Rhode Island, Utah, and West Virginia. The 66 Canadian counts (the same as in 1999) occurred in five provinces, down from seven in 1999. Mexico had a

record seven counts in three, up from four in 1999 in two states.

The same three counts continued their perfect attendance record of reporting in each year of the program (Berkeley, CA; Gilpin County, CO; Lower Pearl River, LA-MS)—CONGRATULATIONS!

At 30 counts in 2000 (28 in 1999, 13 in 1998), Alberta continues its record-breaking total for any state or province. With 27 counts in 2000 (26 in 1999), California remains in second place, which it now shares with Florida (19 in 1999). Next come two states (New York, Texas) and one province (Ontario) with 22 counts each.

As usual, the count with the most species occurred in Mexico, with 140 on Puerto Vallarta, Jalisco and 133 on Monterey, Nuevo Leon. The all-time records are 175 on LaBajada, Nayarit in 1998 and 169 on Puerto Vallarta in 1991. North of Mexico, Gilpin County, CO continues supreme in species totals, with 101 in 2000 (shy of its incredible all-time record of 111 in 1998). Also, as usual, the next most speciose counts

## MOST COMMON BUTTERFLIES

According to Ann Swengel, Vice-President of NABA, the butterfly with the highest number of individuals on a 2000 butterfly count was the European Skipper (18,484 on Haliburton Highlands, Ontario). The butterfly that occurred on the most counts was the Cabbage White (305 counts out of all the counts held in North America north of Mexico); the most Cabbage Whites on a single count is 2365, on Muttontown, NY. This information is compiled from statistics on species seen on counts north of Mexico. ☺

were in Arizona, with 90 at Ramsey Canyon and 86 at Patagonia. The highest Arizona species total remains 102 (Ramsey Canyon in 1995 and 1997, and Patagonia in 1992).

For the counts published in the 2000 report, 420,365 butterflies were tallied in 5,845 hours of volunteer counting effort. The sum of people counting on each count is 4,251 observers, but some of these people are counted more than once, since they participated in more than one count. ☺

## Wisconsin: A State of Giving

Parcels of prairies.

Bundles of bur oaks. Packages of pines.

Spectacular sedge meadows swathed in seasonal hues.

Wetlands wrapped with wonderful ribbons of color. Festive

feasts. Wild rice, maple syrup, home-grown raspberries, Granny Smith apples, acorn squash, corn, carrots, peas, potatoes, morel mushrooms. . .

Romantic bouquets. Glorious wild roses, lady's-slippers, shooting stars, big bluestem and prairie violets. . . Sweet sanctuary. Mighty hemlocks, shady

maples, sumacs and shagbark hickories. . . Fabulous friendships. Ornate

box turtles, Acadian flycatchers, Karner blue butterflies, timber wolves,

shipjack herrings,

bobolinks,

pickerel frogs,

regal fritillaries,

red-shouldered hawks,

land snails, trumpeter swans . . .

An endless list of gifts from our state to us.

**Thank you, Wisconsin!**

*Used with permission— The Nature Conservancy, Wisconsin Chapter*



**Female Promethea Moth**—Wingspan: 3¾ in.  
Hidden Corners Sanctuary, Door Co., WI—6/5/00

It was a perfect day in June—sunny, warm with a gentle breeze blowing. After rearing a brood of Promethea Moth (*Callosamia promethea*) larvae the previous summer and overwintering their cocoons in the refrigerator all winter, this was a very special day. A female Promethea emerged from her cocoon. She was absolutely beautiful and very anxious to get on with her life. I photographed her in all her splendor and then held her in her cage until early evening.

I have learned, from experience, to never release a night-flying moth during the day. Blue Jays or Cardinals can dart out from a tree and gobble up the moth in a split second. It is not a pleasant sight to have your precious “charge” devoured before your eyes. After all those months of feeding caterpillars, cleaning their cages, catering to their every need and then misting their cocoons and checking up on them all winter...the day they are to be released is like sending one of your children off to college.

Toward dusk, I reluctantly released the gorgeous Promethea female. She landed in the Shrimp

Plant, which was flourishing very well in a large planter on our porch. After an hour, she flew off into the night.

The following day, around noon to be exact, I noticed three Promethea males hovering around the Shrimp Plant. Soon there were seven more males (for a total of ten). This was quite unusual, because this species usually flies at night—not during broad daylight. The ten males flew around the vicinity of the porch all afternoon, until about 4:00 P.M. They were obviously searching for the female who must have emitted a very STRONG pheromone. They searched under rocks, under leaves, on the screens, on the house siding, the outdoor table and chairs, every nook and crannie. It was a sight to behold. They were looking for the female, but I don't think they ever found her. She had vanished. And I certainly couldn't blame her.

As a female, the Promethean-style courtship doesn't appeal to me but then I'm not a moth!

## Courting... Promethean Style

Article and Photos by Jantce Stiefel




**Male Promethea Moth**—Wingspan: 3½ in.  
Hidden Corners Sanctuary, Door Co., WI—6/6/00

### Promethea Statistics Also known as Spicebush Silkmoth

Wingspan: 3 – 3¾ in. In the male, the wings are blackish, except for a faint whitish pm. line, pale tan terminal border, and pink shading around apical spot. The female is bright reddish to dark brown, usually with well-developed reniform spots.

Eggs are white, flat ovals laid in a row. The larva is blue-green and mostly smooth, with rows of different colored knobs or tubercles. The 2 long pairs of tubercles on the front segments are orange or red. The tubercle at the rear segment is yellow. Each of the tubercles along the body are black. Larval foods include: Apple (*Malus spp.*), Ash (*Fraxinus spp.*), Basswood (*Tilia spp.*), Birch (*Betula spp.*), Cherry (*Prunus spp.*), Lilac (*Syringa vulgaris*), Maple (*Acer spp.*), Spicebush (*Lindera spp.*)

The pupa overwinters inside a silk cocoon that usually hangs down from the host plant within a curled leaf. It remains attached to the twig after the leaves have fallen and is easily spotted in winter and spring by collectors and predators. ♀



**Promethea Larva**, 8/7/99, 33 days old (shortly before pupating)

# Wisconsin Entomological Society



Janice Stiefel, Editor  
2125 Grove Rd.  
Bailey's Harbor, WI 54202

Address Correction Requested

Wisconsin Entomological Society Newsletter — June 2001

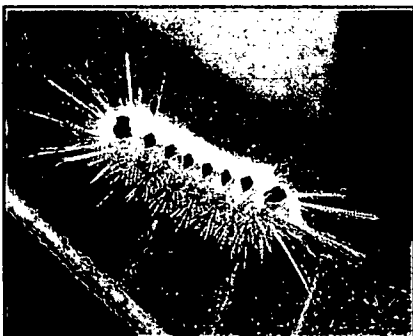
Page 8

## Windows 98 Mystery Caterpillar

Article and photos by Janice Stiefel

If you have Windows 98 installed on your computer and have used the "Nature" screen-saver with caterpillars crawling across the screen, I have been able to ID them. They are the larvae of the Spotted Tussock Moth

(*Lophocampa maculata*). I raised the larva (not knowing what the final ID would be) from very immature



**Spotted Tussock Moth Larva**

Immature Stage, 8/16/97  
(white with 8 black tufts on upperside)  
Hidden Corners Sanctuary  
Town of Bailey's Harbor, Door Co., WI



**Spotted Tussock Moth Larva**

Mature Stage, 8/25/97  
(white pencils and black on either end;  
yellow in the middle section)



**Spotted Tussock Moth Adult**

5/2/98, Wingspan: 1 1/2 in.  
(Forewing is deep yellow with 4 brown bands (usually merged). A partial 5th band extends inward from costa. Partial band is darkest where reniform spot normally occurs. Hindwing is paler yellow, translucent, unmarked.)

stage (eating Willow (*Salix spp.*) to mature. The cocoon overwintered in our refrigerator; the adult emerged the following spring. ☺



## Wisconsin Entomological Society



Janice Stiefel, Editor  
2125 Grove Rd.  
Bailey's Harbor, WI 54202



## Volunteers Wanted

by Megan Hyslop

Since the summer of 1999, Olbrich Botanical Gardens in Madison, Wisconsin has been hosting *Blooming Butterflies*. *Blooming Butterflies* is an annual exhibit that showcases live Lepidopterans in Olbrich's indoor tropical conservatory (85-90 degrees Fahrenheit).

In the conservatory, hatcheries are set up and manned by volunteers. If you can't sit in the heat, there are other shifts. In the air-conditioned education exhibit, there are hundreds of pinned specimens for visitors to view. The conservatory and education exhibit are excellent places to be if you like answering questions. Chrysalis pinners and ticket takers don't work

with the public but are still good positions. Shifts are four hours long and if you volunteer four or more shifts, you receive four free passes. During your shift you can be relieved for bathroom breaks, a snack, or to retreat from the heat. Openings are available from 7 A.M. to 5 P.M. every day of the week. The event runs from July 9<sup>th</sup> to August 10<sup>th</sup>. Olbrich would appreciate your time; they are always looking for new faces! If you have any questions, please call Megan Hyslop at 608-244-2570. It's a lot of fun; I've been volunteering there since 1999! 🌱

---

*Megan is a member of WES and a sophomore at UW-Madison majoring in Entomology—Natural Resources.*



## Wisconsin Entomological Society Officers

**President: Kerry Katovich**

Dept. of Biology  
UW-Whitewater  
320 Upham Hall  
Whitewater, WI 53190  
katovick@mail.uww.edu

**Vice President: Phil Pellitteri**

Dept. of Entomology  
UW-Madison  
1630 Linden Dr.  
Madison, WI 53706  
pellitte@entomology.wisc.edu

**Secretary-Treasurer: Les Ferge**

7119 Hubbard Ave.  
Middleton, WI 53562-3231  
ferge@chorus.net

**Newsletter Editor: Janice Stiefel**

2125 Grove Rd.  
Bailey's Harbor, WI 54202  
(920) 839-9796  
jstiefel@itol.com